

CHARTS D'WORKS

KNOWLEDGE - EXPERIENCE - PSYCHOLOGY

Private Group Handbook

"A starter guide to our private group access"



[FB.com/ChartsDworks](https://www.facebook.com/ChartsDworks)



[chartsdworks](https://www.instagram.com/chartsdworks)

Group House Rules:

1. Check out the group description.
2. Together we keep the purpose of the group, don't share irrelevant messages about other topics.
3. Don't spam the group or to any other members (trying to find leads here). We have 'eyes' and you will get reported + removed.
4. Post your message in one single chunk of text, don't post every word or sentence in a new message (don't flood).
5. Don't send data-insensitive messages. No-one wants their last phone's GB used up.
6. Feel free to hit "Mute" as we will spam tonnes of financial market information & memes daily. You will still receive all the messages, but your phone won't buzz or make a noise for every one of them.
7. To invite a new member please consult the group admins first, as this is a by-private & paid only group.
8. Keep an open mind.

Private Group Basic Abbreviations:

CMP: Current Market Price

PA: Price Action

TL: Trendline

MA/EMA: Moving/Exponential Moving Average (An indicator)

Fibs: Fibonnanci Level (A drawing indicator)

TP: Take Profits

SL: Stop Loss

RR: Risk Reward/Ratio

BE: Before entry / Entry price

LL/LH/HH/HL: Lower Low, Lower High, Higher High, Higher Low

Lock profit: Move your SL above your BE

TA: Technical Analysis

FA: Fundamental Analysis

SA: Sentimental Analysis

Pips: Movement of price movement in per point basis

Hashtag of symbol: Easy to lookup & refer back using chat search

M30/H1/H4/D1 etc: Timeframe of charts

Zone: A pricing area / range

Retest: Price heading to hit certain support/resistance zone

Rejection: Price being pushed off from certain support/resistance zone

Volatile: Rapid price action

MTD/YTD: Month/Year to date

Long: Buying (expecting market to up)

Short: Selling (expecting market to down)

Funny&Used Abbreviations:

FOMO: Fear of Missing Out

To the Moon/Valhalla: Price soar to sky-high

ATH: All-Time-High

HODL: Hold

FUD: Fear, Uncertainty, Doubt

REKT: Wrecked (major losses)

BFTD: Buy the F**king Dip

Flush / Purging: To clear or make someone die-off

CT: Crypto-Twitter

Rug Pull: A malicious maneuver where dev abandon a project & run away with investors money

.....

BP/SP: Buying Pattern/Selling Pattern (BP/SP1,2,3...refer below)

Buying Pattern BP1



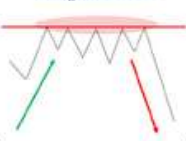
Buying Pattern BP2



Buying Pattern BP3



Selling Pattern SP1



Selling Pattern SP2

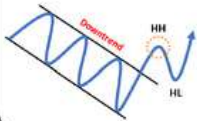


Selling Pattern SP3

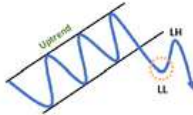


RP: Reversal Pattern (RPA,RPB,RPC,RPD..refer below)

Reversal Pattern RPA



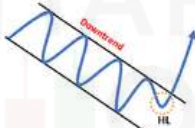
Reversal Pattern RPA



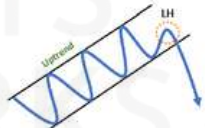
RPA

RPB

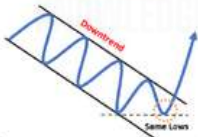
Reversal Pattern RPB



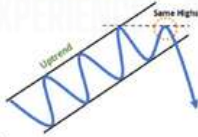
Reversal Pattern RPB



Reversal Pattern RPC



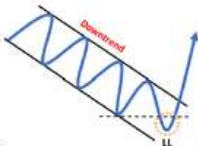
Reversal Pattern RPC



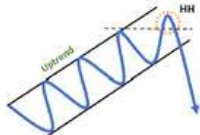
RPC

RPD

Reversal Pattern RPD



Reversal Pattern RPD



Format for all members that plan to seek for advises/suggestions on their trading. Questions:

1. Whats the Trend?
2. Chart Patterns? BP123 SP123?
3. Entry Plan? RR?
4. Your chartworks.



Looking BUY on #BTC Need help check on my chartwork:

Can Long? It is Safe to enter now?

1. UpTL
 2. BP2
 3. Entry near 50,647\$
- TP 55,500\$
- SL 49,300\$